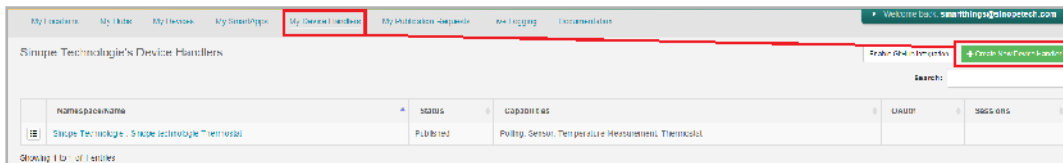


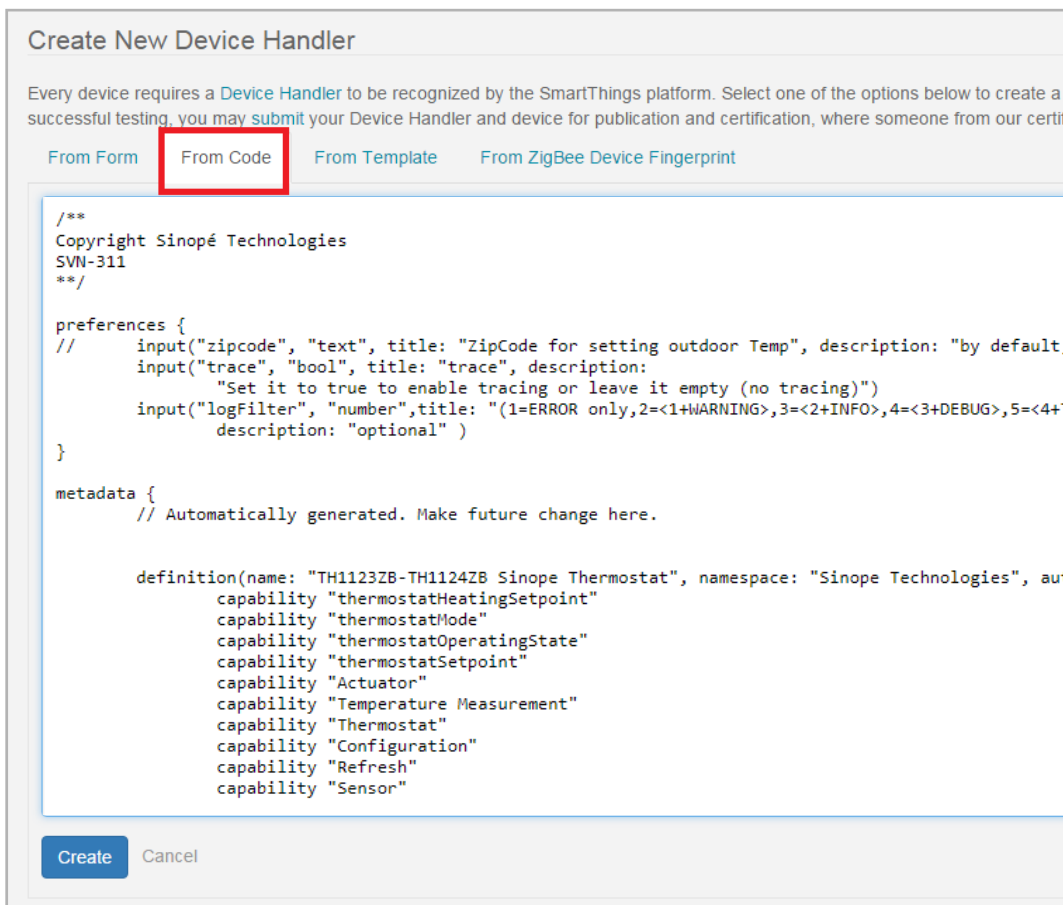
SmartThings driver installation guide for zigbee smart thermostats TH1123ZB, TH1124ZB and TH1300ZB

Step by step driver installation:

- 1 Log on the SmartThings API
- 2 Click on "My Device Handlers"
- 3 Click on "Create New Device Handler"

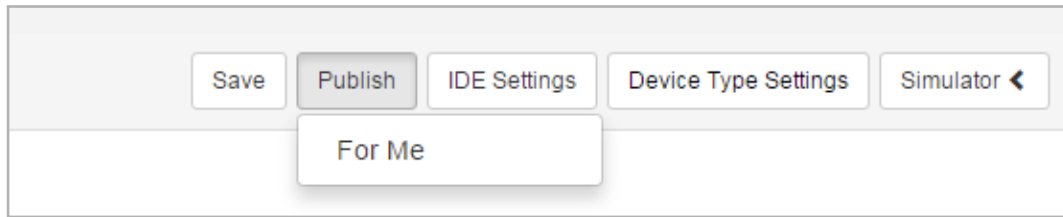


- 4 Click on "From Code" and copy the code
- 5 Click on "Create"



SmartThings driver installation guide for zigbee smart thermostats TH1123ZB, TH1124ZB and TH1300ZB (cont'd)

- 6 Click on "Save" and click on "Publish for Me"



- 7 Connect to your SmartThings phone app
- 8 Press the "+" to enable device detection
- 9 Briefly press both buttons on the device to connect it to your SmartThings gateway
- 10 Repeat step "9" for each device to be connected
- 11 Press "Done" when you have finished adding all your devices