SmartThings driver installation guide for zigbee smart thermostats TH1123ZB and TH1124ZB

Step by step driver installation:

1. Log on the SmartThings API
2. Click on "My Device Handlers"
3. Click on "Create New Device Handler"

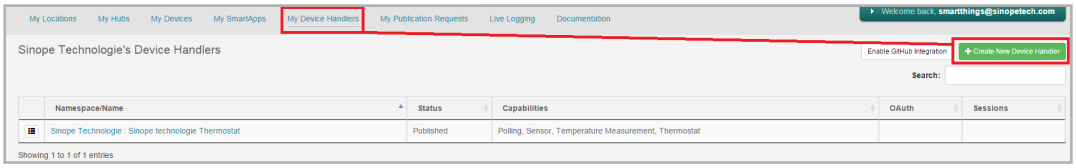

4. Click on "From Code" and copy the code
5. Click on "Create"

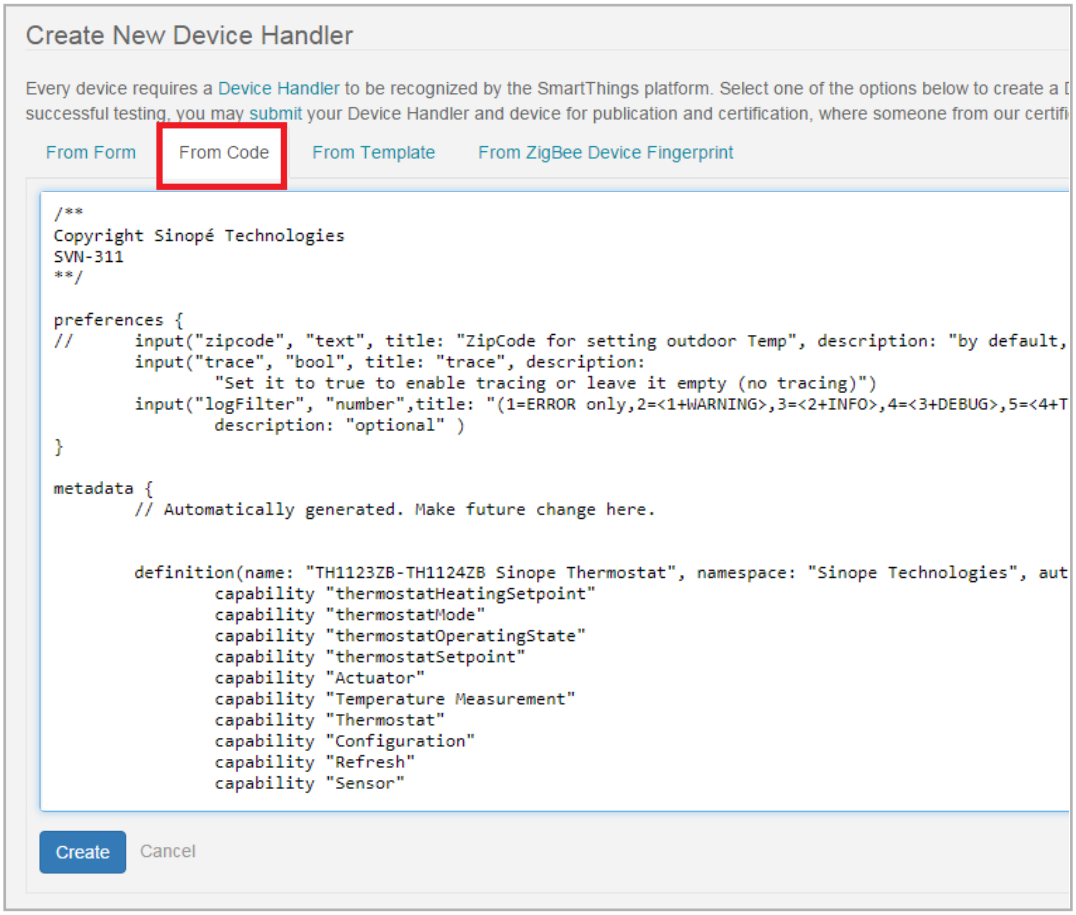

SmartThings driver installation guide for zigbee smart thermostats TH1123ZB and TH1124ZB (cont'd)

6. Click on "Save" and click on "Publish for Me"

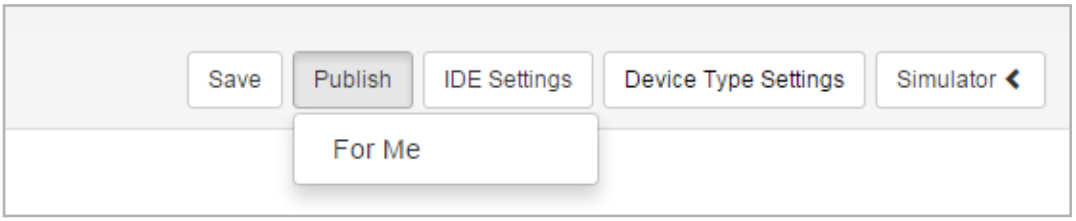

7. Connect to your SmartThings phone app

8. Press the "+" to enable device detection

9. Briefly press both buttons on the device to connect it to your SmartThings gateway

10. Repeat step "9" for each device to be connected

11. Press "Done" when you have finished adding all your devices